


0.

Using CQG App iOS

CQG for iPhone is a high-performance app for traders worldwide. Easily view market data, access charts, and trade on international exchanges, e.g. CME or EUREX, from your smart phone with this powerful, easy-to-use app.

1. Download and Login
2. Quotes and Symbols
3. Symbols and Lists
4. Navigation
5. Charts
6. Trading
7. Symbols



Always available
to support you.

1.

Download and Login

Download and install CQG for iOS from the App Store. Login with the same credentials for your desktop version and live account.



Enter User Name ▶

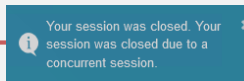
Enter Password ▶

A screenshot of the CQG mobile app login screen. It has a black background with the CQG logo at the top. Below the logo are three input fields: "User name", "Password", and "Log on". The "Log on" button is highlighted with a blue border.

CQG

IMPORTANT:

By logging into a 2nd session you will be disconnected.



2.

Quotes and Symbols (1/2)

The home view is a predefined quotes screen with a list of popular symbols.

The quotes screen has two modes with three columns of data:

- net change, % net change, open, last, high, low
- net change, % net change, last, settlement, ask, bid

Toggle between the two modes by tapping on the far right column.

Symbol	Net Change	% Net Change	Open	Last	High	Low
CLEN20	▼0,21	0,55%	37,98	38,22	38,86	37,07
Crude Light (Global) July 2020	▼30,00	0,93%	3197,50	3227,75	3231,00	3190,00
EPM20	▼11,75	0,12%	9873,00	9887,25	9907,25	9811,50
E-Mini S&P 500: June 2020	▼287	1,04%	27241	27562	27624	27126
ENQM20						
E-mini NASDAQ-100: June 2020						
YMM20						
E-mini Dow (55): June 2020						
DSXM20						
Euro STOXX 50: June 2020						

To add symbols tap on the "+" on the upper right and search by the CQG symbol ID, exchange, name etc.

Cancel Add symbols Done

Q Dd

✓ DD	DAX Index: June 2020	Eurex
+ DDM20	DAX Index: June 2020	
+ DDU20	DAX Index: September 2020	
+ DDZ20	DAX Index: December 2020	

3.

Quotes and Symbols (2/2)

With only few taps you can configure and modify existing lists or create new lists.

To edit (reorder, delete, add) symbols, tap on "Edit" on the top left

You can rename the list if you want

Symbol	Change	Price	Volume	Open
CLEN20	↑0,21	37,98▲	38,86	37,07
Crude Light (Globex): July 2020	↓0,55%	38,22	37,07	
EPM20	↓30,00	3197,50	3231,00	3190,00
E-Mini S&P 500: June 2020	↓0,93%	3227,75	3190,00	
ENQM20	↓11,75	9873,00	9907,25	9811,50
E-mini NASDAQ-100: June 2020	↓0,12%	9887,25	9811,50	
YMM20	↑287	27241▲	27624	27126
E-mini Dow (\$5): June 2020	↑1,04%	27562	27126	
DSXM20				
Not enabled				
Euro STOXX 50: June 2020				

Rename the list and click "Done" to save your changes

Symbol	Contract	Expiration	Action
CLEN20	CLE	Crude Light (Globex): July 2020	Menu
EPM20	EP	E-Mini S&P 500: June 2020	Menu
ENQM20	ENQ	E-mini NASDAQ-100: June 2020	Menu
YMM20	YM	E-mini Dow (\$5): June 2020	Menu
DSXM20	DSX	Euro STOXX 50: June 2020	Menu
DDM20	DD	DAX Index: June 2020	Menu

Press and move to reorder

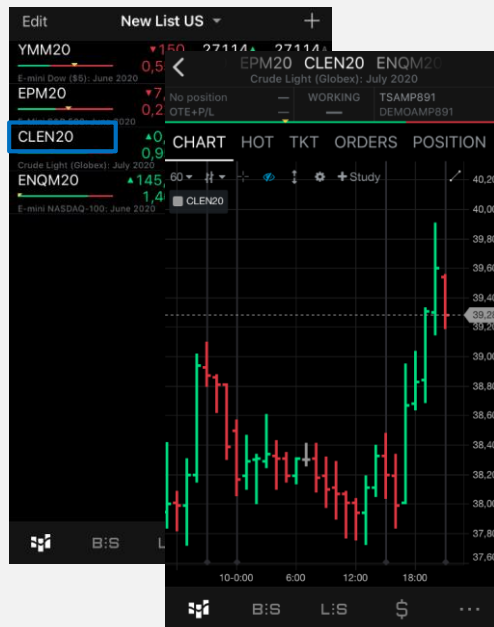
Delete contracts

4.

Navigation (1/3) – Symbol Navigation

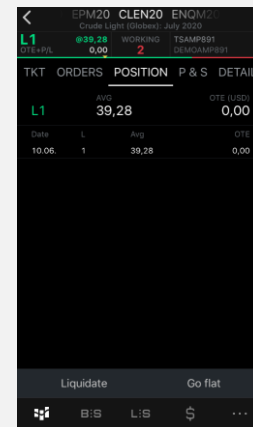
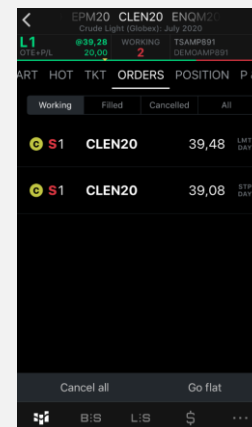
From the quote screen you can reach more details and functions for a single symbol, e.g. chart, orders, positions

Tap on a symbol and the chart will open immediately



Use the buttons on top of the chart to reach other options like HOT, Orders, Positions

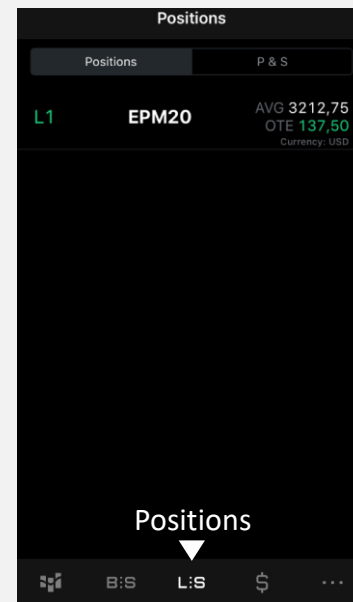
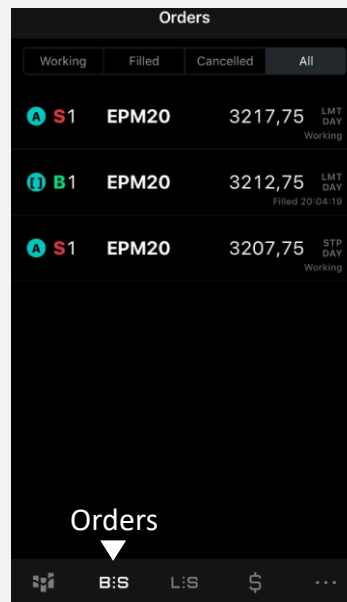
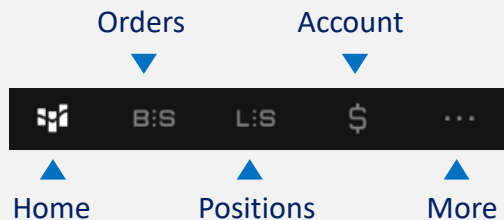
CHART HOT TKT ORDERS POSITION



5.

Navigation (2/3) – Bottom Navigation

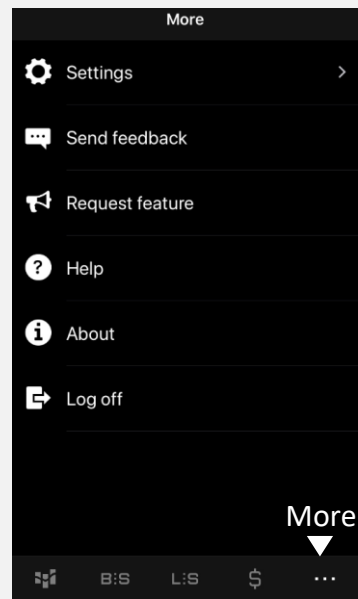

With only one tap you can navigate for details, orders, positions for all symbols you are trading, and to your account summary.



6.

Navigation (3/3) – Bottom Navigation

With only one tap you can navigate for details, orders, positions for all symbols you are trading, and to your account summary.



7.

Charts

CQG provides a number of charting options, all offering maximum flexibility that allows you to set up charts just the way you like.

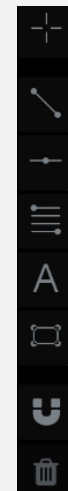


In default each chart has a tool bar on the top

Select the personal set up for each chart: Time frame, chart type, cross hair, OHLC etc.

Use more setting options via the gear icon or apply a study

All changes are immediately displayed in the chart



In default each chart has a second tool with pointer tools

Tap on the instrument and use it in the chart. Tap on the chart to place the first point and tap a second time to place the second point

8.

Trading – e.g. HOT (Hybrit Order Ticket)

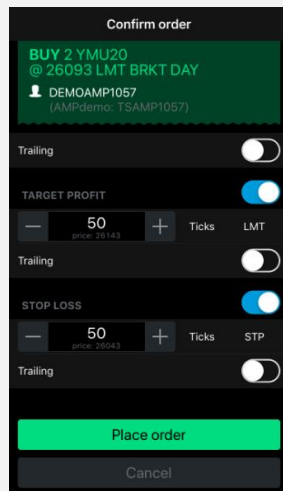
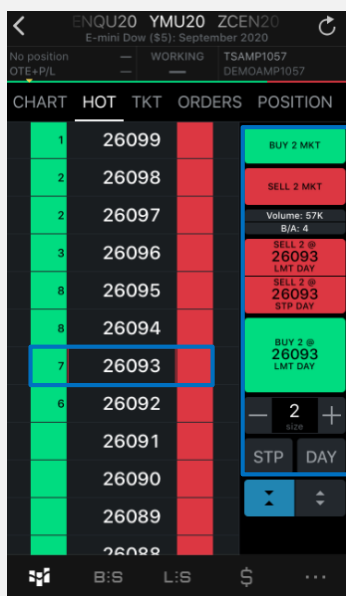
The app offers a selection of order entry and order management applications that suite a variety of trading styles.

One of the most popular way to place orders and open positions is via the HOT

Define lot size and type of order (Day/GTC) ▶

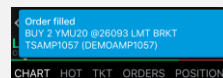
Tap to select a price in the price scale

Tap on the Buy/Sell buttons on the right

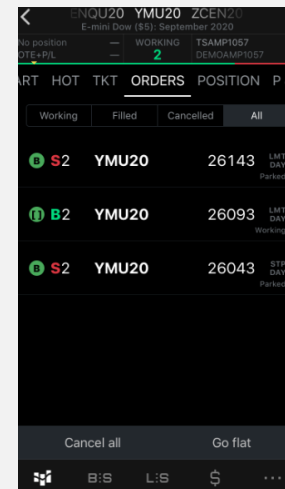


A window opens to configure Brackets and to confirm the order

Check and manage your portfolio via the tabs Orders and Positions. (see also settings) ▶



You can set up different notifications (see settings)



9.

Symbols

Please note that CQG has its own symbols which differ to those of their underlying exchange. Below you will find a list of the most actively traded instruments. (Eg. DAX JUNE 20 = DDM20)

Contract name	CQG Symbol	Month	Code
FDAX	DD	January	F
EURO STOXX 50 Index Futures	DSX	February	G
CAC 40 Index Future	PIL	March	H
Euro-BUND	DB	April	J
Euro-BOBL	DL	May	K
E-mini S&P 500 Index	EP	June	M
E-mini NASDAQ 100 Index	ENQ	July	N
Mini Dow Jones \$5 Index	YM	August	Q
EUR/USD Futures	EU6	September	U
Light Sweet Crude Oil	NQM	October	V
Gold Futures	GCE	November	X
British Pound/USD	BP6	December	Z

To know the CQG symbol of the underlying, please use:

<http://help.cqg.com/fcm/symbols.xlsx>

To know the symbol for the month, please use the table on the left.