

## WHSProStation Android App



**Traden Sie mit ihrer WHSProStation von überall.**

**Full-screen Charting, Positions-, Order- und Alarmanzeige.**

**Verschiedene Indikatoren.**

**Entdecken Sie alles was die WHSProstation Android App zu bieten hat.**

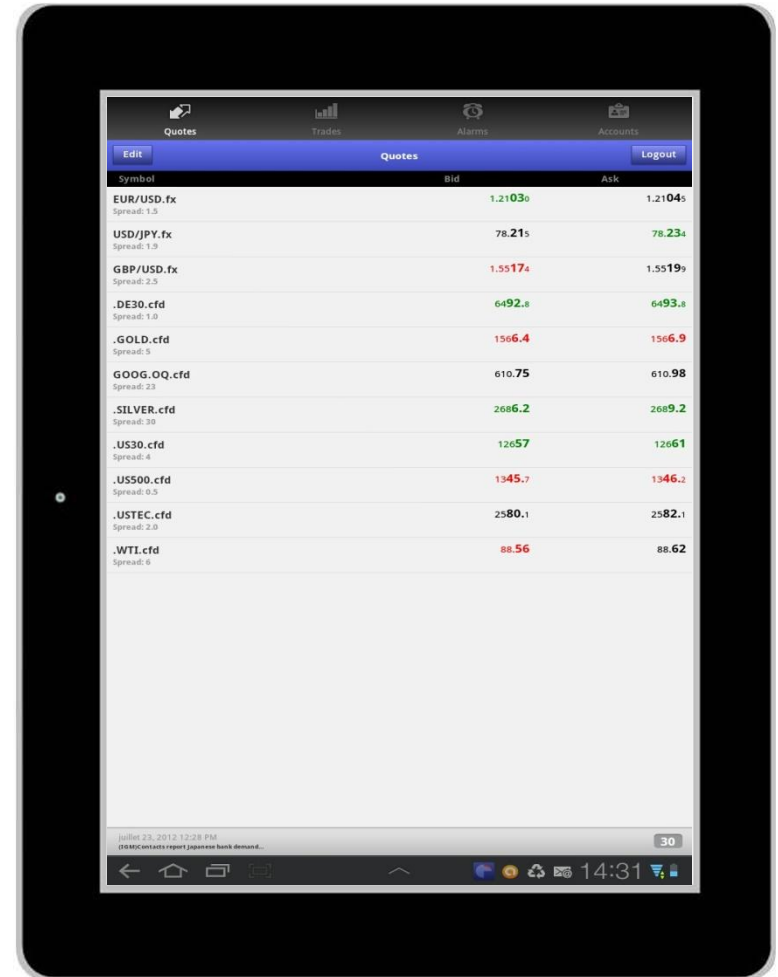
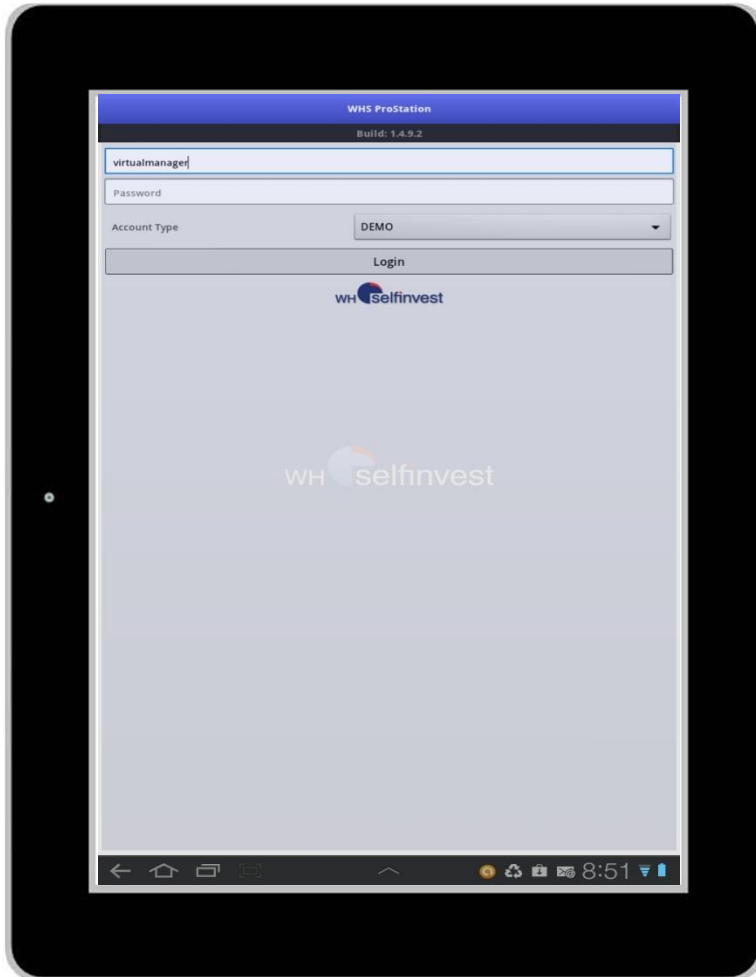


**WH SELFINVEST**  
Est. 1998  
Luxemburg, France, Belgium,  
Poland, Germany, Netherlands

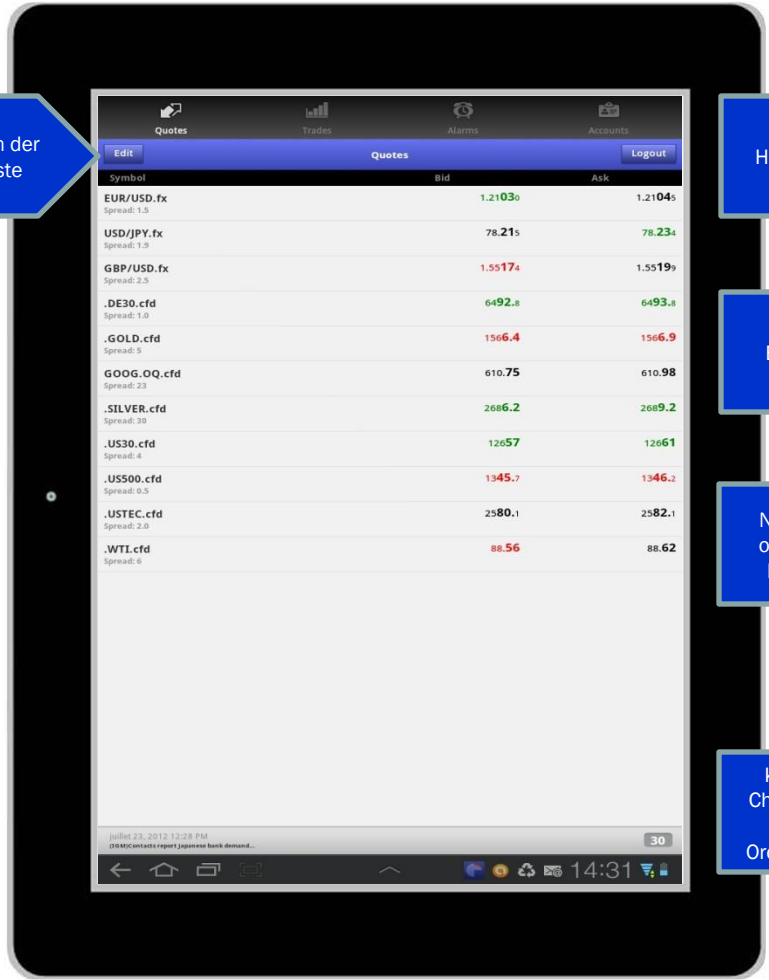
Copyright 2007-2011: all rights attached to this guide are the sole property of WH SelfInvest S.A. Reproduction and/or transmission of this guide by whatever means is not allowed without the explicit permission of WH SelfInvest. Disclaimer: this guide is purely informational in nature and can in no way be construed as a suggestion or proposal to invest in the financial instruments mentioned. Persons who do decide to invest in these financial instruments acknowledge they do so solely based on their own decision and risks. Alle information contained in this guide comes from sources considered reliable. The accuracy of the information, however, is not guaranteed.

- Login und Startseite**
- Arbeiten mit der Kursliste**
- Charts und Indikatoren**
- Orderaufgabe**
- Order Management**
- Alarmer**
- News**
- Kontoauszug**





Erstellen der Kursliste

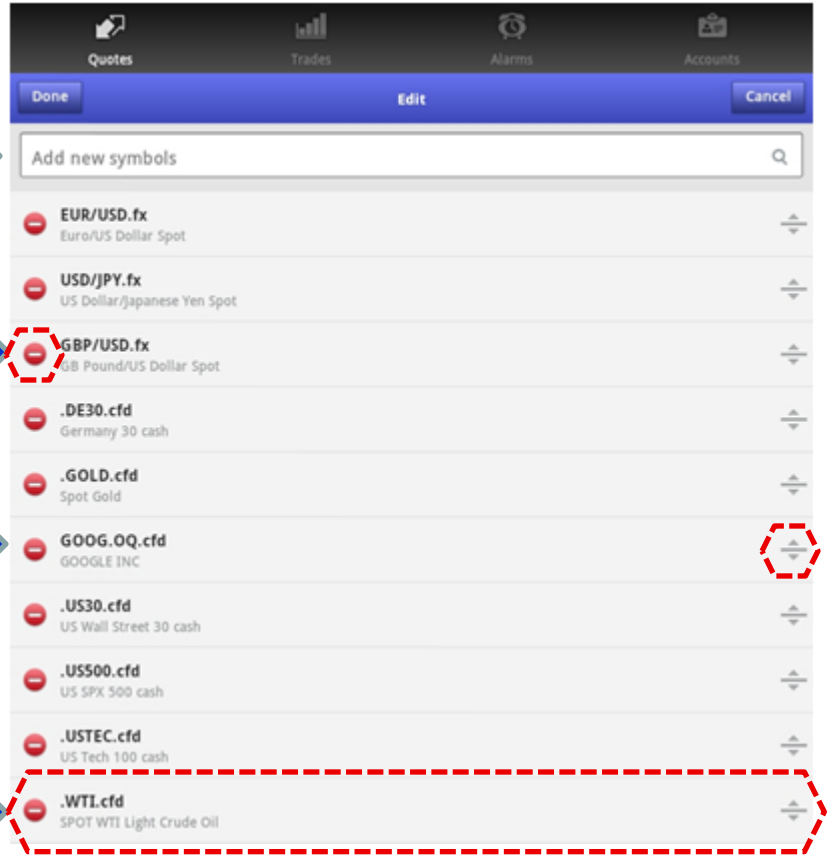


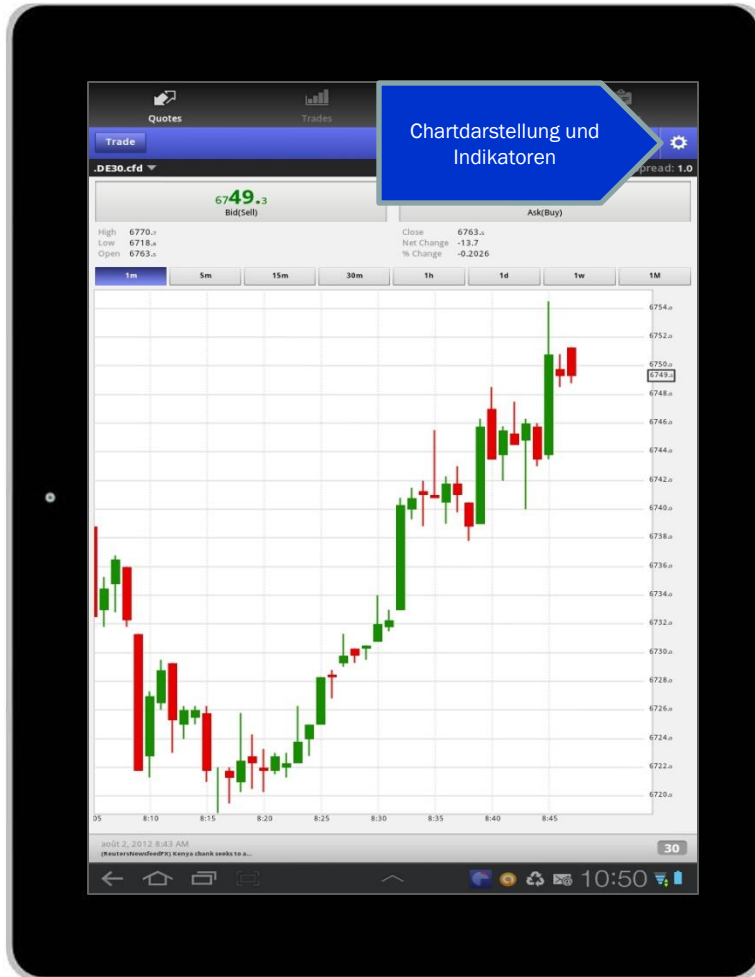
Hinzufügen

Entfernen

Nach oben oder unten bewegen

Kurs- und Chartanzeige sowie Orderaufgabe





3 Charttypen

Wählen Sie ihren Indikator

Chart Type	
Bar	<input type="radio"/>
Candle	<input checked="" type="radio"/>
Line	<input type="radio"/>
Indicator	
None	<input checked="" type="radio"/>
Moving Average Simple	<input type="radio"/>
Moving Average Exponential	<input type="radio"/>
Moving Average Triangular	<input type="radio"/>
Moving Average Weighted	<input type="radio"/>
Moving Averages Convergence/Divergence	<input type="radio"/>
Bollinger Bands	<input type="radio"/>
Relative Strength Index	<input type="radio"/>
Momentum	<input type="radio"/>
Slow Stochastic	<input type="radio"/>
Fast Stochastic	<input type="radio"/>
Commodity Channel Index	<input type="radio"/>
Demand Oscillator	<input type="radio"/>

Order abschicken

Orderdetails

Bearbeiten von Orders und Positionen

Orderart



Market	<input checked="" type="radio"/>
Limit	<input type="radio"/>
Stop	<input type="radio"/>
OCO	<input type="radio"/>
Parent & Contingent	<input type="radio"/>

Trades		Logout
Open Positions (3)	Orders (2)	
Working (2)	Filled	
2811448(EUR)		
EUR/JPY.fx	95.471	
STP BUY 1 000		
EUR/USD.fx	1.21000	
LMT BUY 1 000		

Order Management Interface - Orders Section

Logout

Orders (2)

Working (2) | Filled

2811448(EUR)

EUR/JPY.fx	STP BUY 1 000	95,471
EUR/USD.fx	BUY 1 000	1.21000

Annotations:

- Order überprüfen (points to the top bar)
- Orders in Arbeit (points to Working (2))
- Ausgeführte Orders (points to Filled)
- Order bearbeiten oder stornieren (points to the order rows)

Order Management Interface - Open Positions Section

Trade | Logout

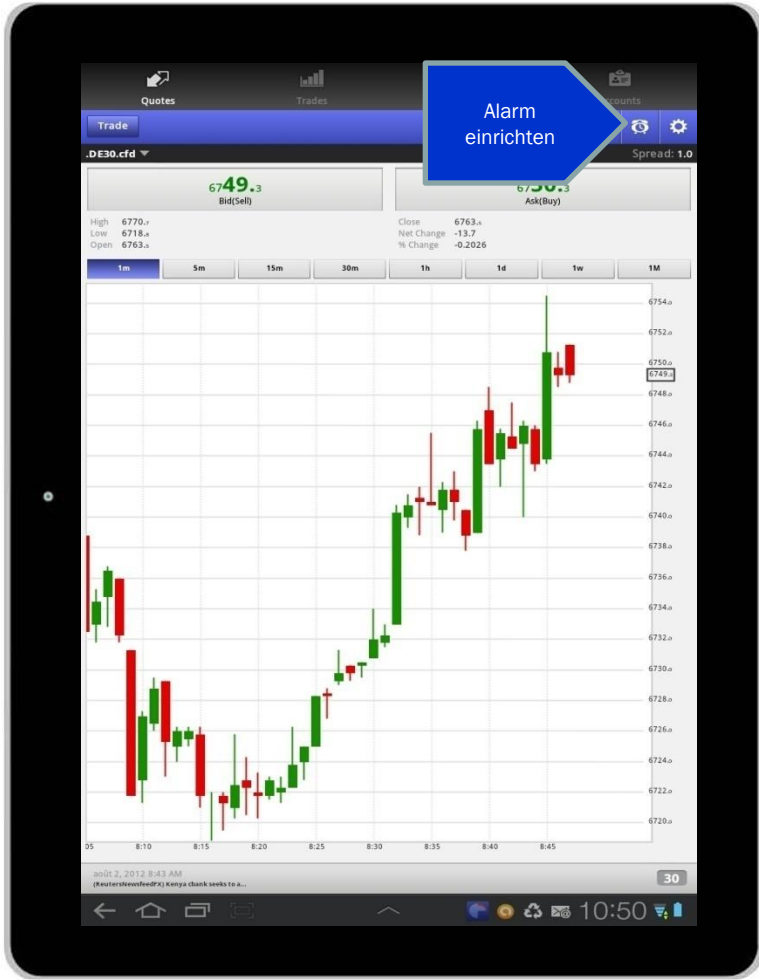
Open Positions (8)

576571(EUR) | 38.79

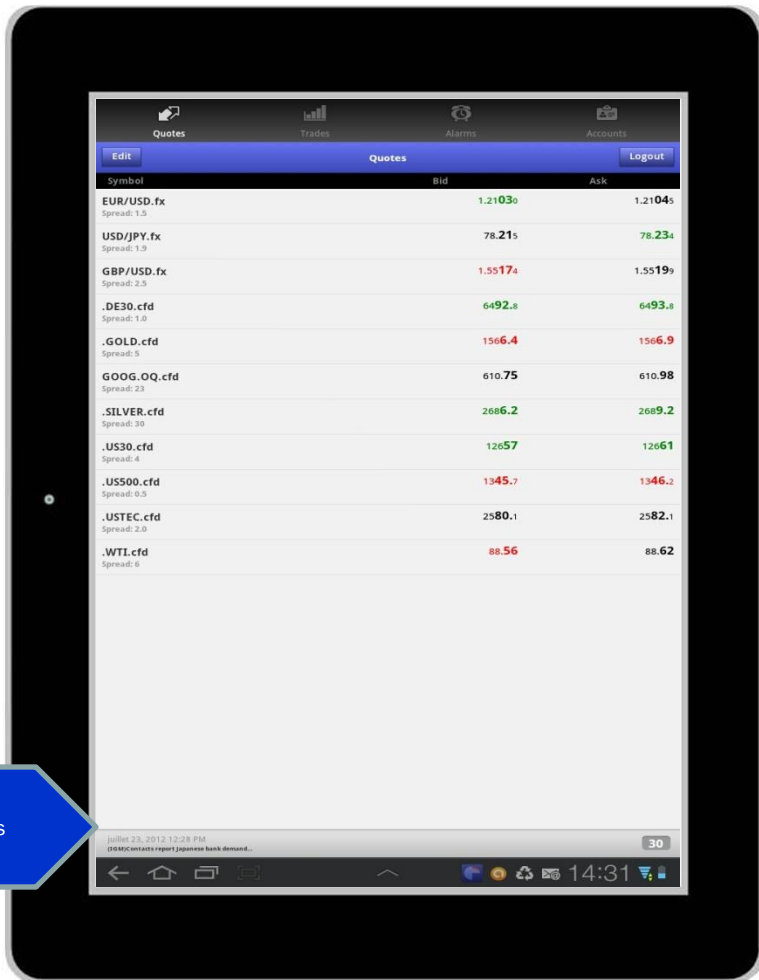
MGOLD.cfd		28,29
AUD/USD.fx	17.10.2012 SELL 10 000 1,08 CALL	30,62
AUD/USD.fx	17.10.2012 SELL 10 000 0,9 PUT	58,24
EUR/USD.fx	21.11.2012 SELL 10 000 1,22 PUT	-72,00
EUR/USD.fx	16.01.2013 SELL 10 000 1,32 CALL	-27,70
EUR/USD.fx	16.01.2013 SELL 10 000 1,18 PUT	20,90
USD/CAD.fx	19.09.2012 SELL 20 000 1,08 CALL	93,52
USD/PLN.fx	15.08.2012 SELL 10 000 3,7 CALL	107,01

Annotations:

- Überprüfen der Positionen (points to the top bar)
- Schliessen oder absichern von Positionen (points to the position rows)



The image shows a smartphone screen displaying the 'New Alarm' configuration screen for the instrument '.DE30.cfd'. The screen has a blue header with 'Submit' and 'Cancel' buttons. Below the header, the current bid and ask prices are shown: 6709.5 Bid(Sell) and 6710.5 Ask(Buy). The 'Condition' is set to '>=' and the 'Price' is set to 6710.0. There are checkboxes for 'Email alert' and 'SMS Alert', both of which are checked. The bottom of the screen shows a status bar with the time 10:50 and various system icons.



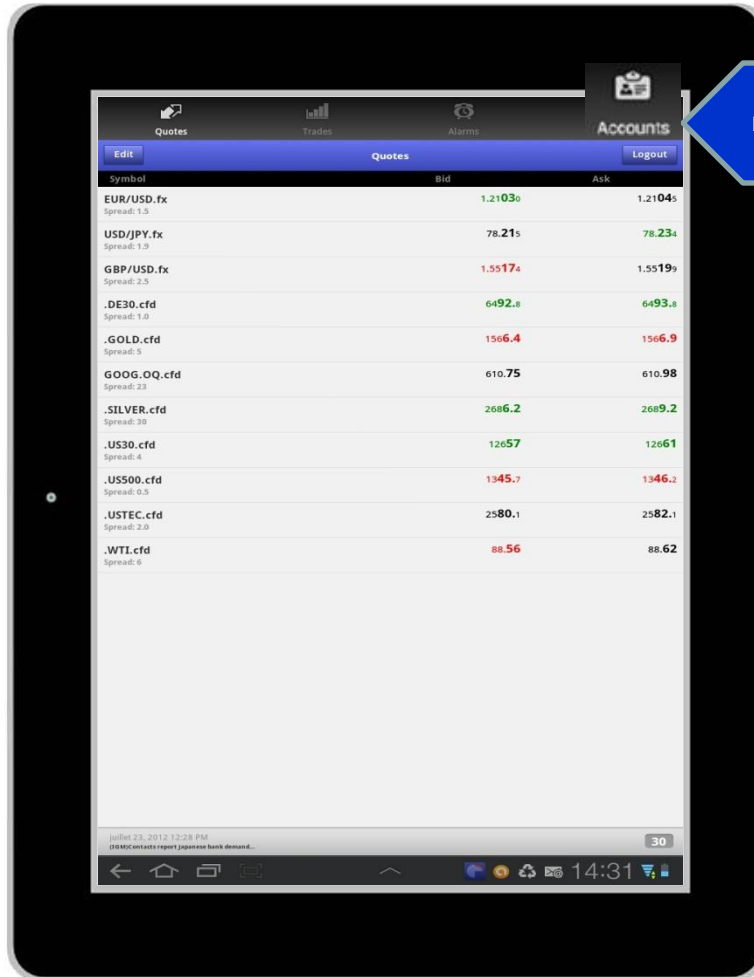
News

**News**

- August 3, 2012 11:33 AM - 1 minute ago  
(ReutersNewsfeedFX) Details of India's 2020 bond auction - RBI
- August 3, 2012 11:33 AM - 1 minute ago  
(ReutersNewsfeedFX) London gold 1030 fix - Aug 3 - 1595.00 dlrs
- August 3, 2012 11:33 AM - 1 minute ago  
(ReutersNewsfeedFX) Greek central bank chief defends Piraeus-ATEbank deal
- August 3, 2012 11:31 AM - 3 minutes ago  
(ReutersNewsfeedFX) Details of India's 2032 bond auction - RBI
- August 3, 2012 11:31 AM - 3 minutes ago  
(ReutersNewsfeedFX) Details of India's 2026 bond sale - RBI
- August 3, 2012 11:30 AM - 4 minutes ago  
(ReutersNewsfeedFX) Details of India's 2041 bond auction - RBI
- August 3, 2012 11:28 AM - 6 minutes ago  
(IGM)|FOCUS COMMENT: NOT REALLY THE RIGHT TIME| After near constant warnings from the Japanese admins...
- August 3, 2012 11:28 AM - 6 minutes ago  
(ReutersNewsfeedFX) Key Euribor rate flat after ECB meeting
- August 3, 2012 11:28 AM - 6 minutes ago  
(ReutersNewsfeedFX) Romanian leu hits new record low vs euro

August 3, 2012 11:38 AM

(IGM)Having cleared those earlier 1.2200/10 spec offers as specs took comfort from the modestly better overall EMU...  
Having cleared those earlier 1.2200/10 spec offers as specs took comfort from the modestly better overall EMU services PMI, [EUR/USD] continues to enjoy an extended rally, reaching 1.2245 so far. Next offers are now targeted around 1.2250-70. Talk of an asset reallocation trade from bonds into equities has also coincided with the gains, and falling yields on peripheral EZ bonds is also being witnessed.



Kontoübersicht

The screenshot shows a mobile application interface with a top navigation bar containing 'Quotes', 'Trades', 'Alarms', and 'Accounts'. Below this is a sub-header 'Accounts' with a blue background. The main content is a list of account statistics:

Cash(EUR)	50,000.00
Available Equity	46,900.04
Total Equity	49,942.85
Unrealized P/L	0.00
Floating P/L	1215.78
Margin Req.	3,042.81
Risk Level	1,641%